



# SCC GIRLS TENNIS TOURNAMENT

9-May-17

## TEAM SCORING







DOUBLES VICTORY = 3 POINTS

SINGLES VICTORY = 2 POINTS

**TEAM SCORE TIEBREAKER - 3RD PLACE DOUBLES = 1 1/2 POINTS - SINGLES = 1 POINT**

If a tie still exists, total the number of games won and lost between the two tied teams when they had singles head to head competition in the tournament. In the event they are still tied, it will be broken in same manner using doubles.



TEAM	ROUND 1		ROUND 2		ROUND 3		ROUND 4		TOTAL
	SINGLES 1	DOUBLES 1	SINGLES 1	DOUBLES 1	SINGLES 1	DOUBLES 1	SINGLES 1	DOUBLES 1	
ALBIA 	0	3	0	3	0	0	0	0	9
	SINGLES 2	DOUBLES 2	SINGLES 2	DOUBLES 2	SINGLES 2	DOUBLES 2	SINGLES 2	DOUBLES 2	
	0	3	0	0	0	0	0	0	
CENTERVILLE 	2	0	2	0	2	0	0	0	6
	SINGLES 2	DOUBLES 2	SINGLES 2	DOUBLES 2	SINGLES 2	DOUBLES 2	SINGLES 2	DOUBLES 2	
	0	0	0	0	0	0	0	0	
CHARITON 	2	3	2	0	0	0	0	0	9
	SINGLES 2	DOUBLES 2	SINGLES 2	DOUBLES 2	SINGLES 2	DOUBLES 2	SINGLES 2	DOUBLES 2	
	2	0	0	0	0	0	0	0	
CLARKE 	2	3	0	3	0	3	0	3	23
	SINGLES 2	DOUBLES 2	SINGLES 2	DOUBLES 2	SINGLES 2	DOUBLES 2	SINGLES 2	DOUBLES 2	
	0	3	0	3	0	3	0	0	
DAVIS COUNTY 	2	3	2	0	2	0	2	0	13
	SINGLES 2	DOUBLES 2	SINGLES 2	DOUBLES 2	SINGLES 2	DOUBLES 2	SINGLES 2	DOUBLES 2	
	2	0	0	0	0	0	0	0	
KNOXVILLE 	2	3	2	3	0	0	0	0	15
	SINGLES 2	DOUBLES 2	SINGLES 2	DOUBLES 2	SINGLES 2	DOUBLES 2	SINGLES 2	DOUBLES 2	
	2	3	0	0	0	0	0	0	

